

## HOLDS & HATCHES

No.1,2 & 7 hatch covers are MacGregor Navire hydraulically operated folding type.

No.1 hatch cover - two panels folding aft.

No.2 hatch cover - one panel folding fwd, two panels folding aft.

No.7 hatch cover - two panels folding fwd and two panels folding aft. Fore and aft panels may be opened non sequentially. It is possible to release the hinge joints between the 2 panel covers to open only the panel closest to the end of the hatch.

Hatches 3,4,5 & 6 are of MacGregor Navire lift away type and may be opened non sequentially. Each hatch has three panels positioning on P+C+S with Omega-light seal fitted in between, normally lifted by the ships gantry crane with a container spreader attached. Panels may also be lifted by shore gantry and/or by ship's slew crane. Panels are stackable.

Tween deck covers in hatches 1,2 & 7 (upper and lower tween decks) are MacGregor Navire piggy-back type, electrically operated chain pull and wire pulleys shift and lift panels during opening and closing.

Hatch 1 upper tween deck - 4 panels fwd and 4 aft.

Hatch 2 upper tween deck - 4 panels fwd and 5 aft.

Hatch 2 lower tween deck - 4 panels fwd and 5 aft.

Hatch 7 upper tween deck - 5 panels fwd and 5 aft.

Hatch 7 lower tween deck - 5 panels fwd and 5 aft.

Car Space Doors (Garage) located port and starboard are MacGregor Navire side sliding type, one panel, operated by manual winch.

Bulkhead Doors are of MacGregor Navire gas-tight sliding type consisting of one panel each, located as follows:-

No.1 upper tween deck std. side aft.

No.1 lower tween deck std. side aft.

No.7 upper tween deck port side aft.

No.7 upper tween deck std. side aft.

Doors are manually operated with chain and winch.

Clearance of hatches (mtrs):

	Lower Hold	Lower T/D	Upper T/D
No. 1	---	3.405	3.280/6.273
No. 2	5.965	3.418	3.355/6.270
No. 3	17.055	---	---
No. 4	17.059	---	---
No. 5	17.058	---	---
No. 6	17.067	---	---
No. 7	5.985	3.400	3.365/6.290

Grain & Bale capacity: Grain (cubic m) Bale (cubic m)

No.1 -	Upper T/D	2121	1700
	Lower T/D	1308	1048
	Total	3429	2748
No.2 -	Upper T/D	3789	3257
	Lower T/D	3153	2710
	Lower hold	4113	3536
No.3 -	Hold	6003	6003
	Hold	6005	6005
	Hold	6004	6004
No.4 -	Hold	6005	6005
	Hold	6004	6004
	Hold	6008	6008
No.5 -	Upper T/D	5116	4314
	Lower T/D	4334	3654
	Lower hold	5704	4810
No.6 -	Hold	15154	12778
	Hold (Locker) (S)	472	408
	Hold (Locker) (P)	447	389
No.7 -	Upper T/D	5116	4314
	Lower T/D	4334	3654
	Lower hold	5704	4810
No.8 -	Hold	15154	12778
	Hold (Locker) (S)	472	408
	Hold (Locker) (P)	447	389
Car Garage (S)	Upper T/D	5116	4314
	Lower T/D	4334	3654
	Lower hold	5704	4810
Totals:	Upper T/D	5116	4314
	Lower T/D	4334	3654
	Lower hold	5704	4810

Grain stowage @ 1.5 cu. M/tonne: 37,101 tonnes.

Hold & Tween Deck Measurements:

Hold	Length	Lower Hold T/Top	Lower T/D	Upper T/D
No.1	---	---	19.20m	19.20m
	Width	---	18.00 m (mid)	20.10m (mid)
No.2	Length	29.60 m	29.60 m	29.60 m
	Width	27.53 m/14.56 m	27.53 m	27.53 m
No.3-6	Length	12.80 m	---	---
	Width	27.53 m	---	---
No.7	Length	38.40 m	38.40 m	38.40 m
	Width	27.53 m/14.56 m	27.53 m	27.53 m
No.8 - lockers (P&S)	Height	3.02 m	---	---
	Width	3.02 m	---	---
Car Garage (P&S)	Height	3.02 m	---	---
	Width	2.52 m	---	---

Doors (1 - upper & 1 - Lower T/D Stb side between hatch No.1 & 2): 3.02m x 3.02 m

All accesses AWWF approved.

## SPEED AND CONSUMPTION

Main engine uses HFO 380cst to ISO 8217 RMG 35 basis

Operating draft of 12.0m, max. Beaufort 3, sea state 3.

Speed (knots) 14.5

Consumption MT/day 37.0

Diesel Generators : 2 x Wartsila 4R32 using HFO 380 cst to ISO 8217  
Grade RMG 1 x Wartsila 8R22 using MDO

In port, idle : 3.84 MT/day

At sea : 3.84 MT/day

All cranes working : 7.00 MT/day

50 reefers : 1.5 MT/day (additional)

Boiler consumption (MFO 380 CST, same as main engine)

In port : 1.5-3.5 MT/day weather dependant

At sea : Nil

## CARGO HANDLING EQUIPMENT

No.1 crane -

Hagglund hydraulic slewing cranes Type G3626.

SWL x Jib radius - 36t x 26m. (min. radius 4.1m)

No.2 & 4 crane -

Hagglund hydraulic slewing cranes Type GL4521/4023/3625/3028.4/2532-2

SWL x Jib radius - 45t x 21m, 40t x 23m, 36t x 25m, 32t x 28.4m, 25t x 32m. (min. radius 4.1m)

No.5 crane -

Hagglund hydraulic slewing cranes Type G2526.

SWL x Jib radius - 25t x 26m. (min. radius 4.1m)

No.3 crane -

Hagglunds C gantry crane, SWL 41t, 38t at turntable.

Team operation possible at cranes 1 & 2, and 4 & 5, with lifting beam

Slewing crane outreach at max jib radius:

No.1 crane 9.90 m

No.2 crane 15.90 m

No.4 crane 15.90 m

No.5 crane 9.90 m

Cargo Lashing Gear :

Manual twistlocks (deck tier 82) C5D

Semi auto twistlocks TL-A

Midlocks TL-ML

Safety Stacker IS.IT

Turnnbuckles A10A

Lashing rods (4.7 & 2.35M) A7A & A9CB

## MACHINERY

Main Engine: 1 x Sulzer 4RLB90. diesel, reversible, 2-stroke engine driving a fixed pitch 4-bladed propeller. Max continuous rating 13596 BHP @ 90 RPM, normal service rating 10730 BHP at 82 RPM.

Diesel Generators: 2 x Wartsila 4R32 (using HFO) - 1268 kW.

1 x Wartsila 8R22 (using MDO) - 1192 kW.

Bow Thruster: 1 x 1320 kW Kameeva 2400/AS-CP driving 4-blade controllable pitch propeller, approximate thrust of 19.8 tonnes.

## COMPLEMENT

Officers : 12

Crew : 21

Berths : 42 - Living Quarters, 6 - for Suez Canal Crew, 1 - In Hospital

Max LSA capacity : 40

## TANK CAPACITIES

MFO : 4135 m<sup>3</sup>. @ 96%

MDO : 183 m<sup>3</sup>. @ 96%

FW : 441 m<sup>3</sup>. @ 100%

Ballast : 11837 m<sup>3</sup>. @ 100%

## GENERAL

All holds protected by CO<sub>2</sub> smothering. Forced draft ventilation - minimum 6 air changes/hour. Bridge equipment to a high standard is fitted, including 2 x GPS Navigator and 2 radars, AIS and an electronic chart system. Communication equipment meets with the latest GMDSS requirements. Vessel is linked to Head Office by the 'Amosconnect' system of data communication, allowing efficient information exchange.



THE CHINA NAVIGATION CO. LTD.



# M.V. PACIFIC CELEBES

41,600 dwt Open Hatch box shaped, Geared Cargo, Multi-Purpose Containership 1810 TEU max.

## BUILT

1984 at Wartsila Turku shipyard,

Finland, Hull number 1274.

Ex "Indotrans Celebes"

## PORT OF REGISTRY

SAR Hong Kong,

PR China

Off. No. HK-1222

## CLASS

Lloyds +100A1 + LMC, UMS, Ice class 3. Strengthened for heavy cargo in holds 3,4,5, & 6, LOLO vehicles to garage space underneath poop deck.

IMO No. 8126599

## DIMENSIONS

Length O.A.	: 197.37m
Length B.P.	: 185.00m
Breadth Mld.	: 32.20m
Depth Mld.	: 17.00m
Summer draft	: 12.00m
Summer Dwt.	: 41600.00 mt
GRT	: 30150.00
NRT	: 15103.00
GRT Suez	: 31473.88
Panama	: 31664.78
NRT Suez	: 27109.60
Panama	: 24342.32

## CALL SIGN

VRZN9

## COMMUNICATIONS

Satcom B	: No. 347786810 (Tel)
	: No. 347786811 (Fax)
	: No. 347786813 (Tlx)
Satcom C	: No. 447786830 (Tlx)
Iridium	: No. 8816-318-52009 (Tel)
Fleet 77	: No. 761137017 (Tel) / 18 / 19
Email	: pacificcelebes@cnco.amosconnect.com

## CONTAINER CAPACITY

Max containers intake	: 1610 TEU ship crane handling + 200 TEU shore crane handling = 1810 TEU
Hold	: 766 TEU
Deck	: 844 TEU ship crane handling + 200 TEU shore crane handling = 1044 TEU

Max 40ft Capacity

Below deck : 368 FEU

Above deck : 394 FEU ship crane handling + 98 FEU shore crane handling = 492 FEU

Total : 762 FEU ship crane handling + 98 FEU shore crane handling = 860 FEU

Max 40ft + 20ft Capacity

Below deck : 368 FEU + 30 TEU

Above deck : 492 FEU + 59 TEU

Total : 860 FEU + 89 TEU

TEU capacity with homogenous load - IMO criteria and approved for dept. condition with 98% bunkers and arrival condition with 15% bunkers.

12T	14T	16T	18T	20T	Handling
1610	1610	1610	1574	1484	Ship crane
1810	1762	1706	1574	1484	Shore crane

FEU capacity with homogenous load - IMO criteria and approved for dept. condition with 96% bunkers and arrival condition with 15% bunkers.

20T	30T	Handling
746	644	Ship crane
786	674	Shore crane

Permissible uniform distributed load:

Weather Deck and Hatch covers:	Hold No.1	3.0 mt per m <sup>2</sup>
	Hold No.2	3.0 mt per m <sup>2</sup>
	Hold No.3-6	3.0 mt per m <sup>2</sup>
	Hold No.7	3.0 mt per m <sup>2</sup>
Exposed Poop Deck	Hold No.8	0.5 mt per m <sup>2</sup>
Upper Tween deck	Hold No.1	3.0 mt per m <sup>2</sup>
	Hold No.2	3.0 mt per m <sup>2</sup>
	Hold No.7	3.0 mt per m <sup>2</sup>
Lower Tween deck	Hold No.1	5.0 mt per m <sup>2</sup>
	Hold No.2	3.0 mt per m <sup>2</sup>
	Hold No.7	3.0 mt per m <sup>2</sup>
Lower hold (Tanktop)	Hold No.2	14.0 mt per m <sup>2</sup>
	Hold No.3-6	20.0 mt per m <sup>2</sup>
	Hold No.7	14.0 mt per m <sup>2</sup>
Car Garage (P & S)	Hold No.8	2.0 mt per m <sup>2</sup>

Permissible Container Stackweights:

	TEU	FEU
Weather deck and Hatchcover:	Hold No.1 80 mt	87 mt
	Hold No.2 80 mt	91 mt (outboard stack 87 mt lashing criteria)
	Hold No.3 80 mt	91 mt (outboard stack 87 mt lashing criteria)
	Hold No.4-5 80 mt	91 mt (outboard stack 64 mt lashing criteria)
	Hold No.6 80 mt	91 mt (outboard stack 87 mt lashing criteria)
	Hold No.7 80 mt	91 mt (outboard stack 64 mt lashing criteria)
Exposed poop deck:	Hold No.8 80 mt	91 mt (outboard stack 64 mt lashing criteria)
Upper tween deck:	Hold No.1 41 mt	61 mt
	Hold No.2 41 mt	61 mt
	Hold No.7 41 mt	61 mt
Lower tween deck:	Hold No.1 61.5 mt	91.5 mt
	Hold No.2 ---	---
	Hold No.7 ---	---
Lower hold (tanktop):	Hold No.1 ---	---
	Hold No.2 123 mt	183 mt
	Hold No.3-6 123 mt	183 mt
	Hold No.7 123 mt	183 mt

Reefer Cargo: 50 reefer sockets, each rated at 440v, 30A, 60Hz

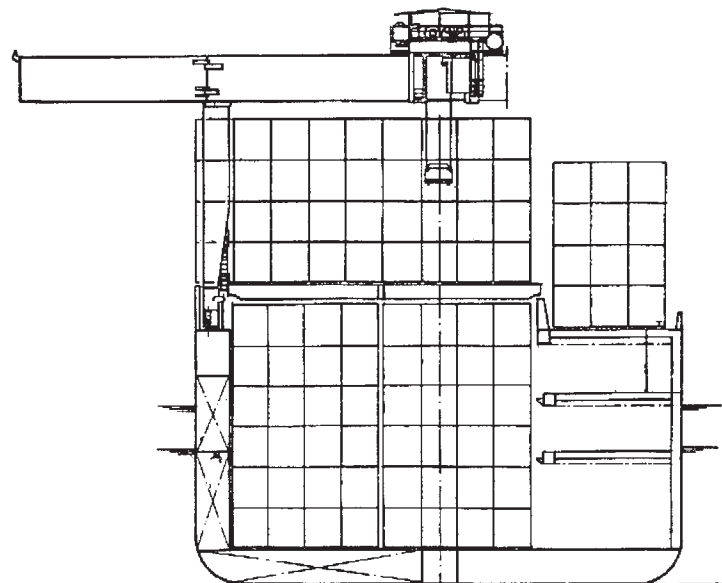
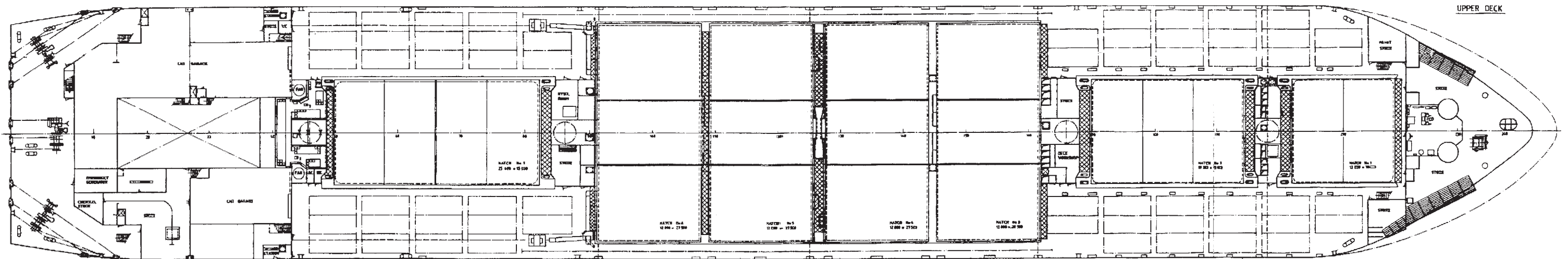

Reefer points situated: On deck 50 points

Maximum reefer load: 50 TEU - Bay 31/63/73/79.

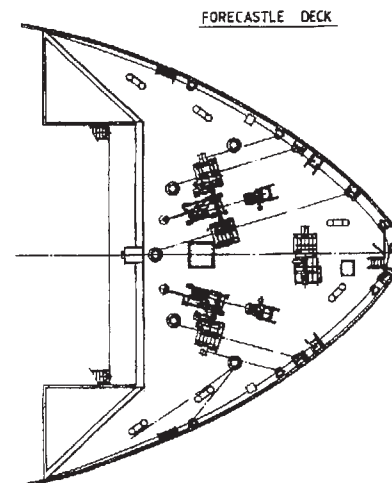


# M.V. PACIFIC CELEBES

41,600 dwt Open Hatch box shaped, Geared Cargo, Multi-Purpose Containership 1810 TEU max.



MIDSHIP SECTION



FORECASTLE DECK

## PRINCIPAL PARTICULARS

LENGTH OVERALL	197.37M
LENGTH B.P.	185.00M
BREADTH MOULDED	32.20M
DEPTH MOULDED	17.00M
SUMMER DRAFT	12.00M
SUMMER DEADWEIGHT	41,600MT
GRT	30150
NRT	15103
CONTAINER (NOMINAL)	1810TEU
MAIN ENGINE	90RPM
SULZER 4RLB90	
MCR	13596 BHP @ 90RPM
NSO	10730 BHP @ 82RPM
SERVICE SPEED	14.5KTS
LRS+100A1+LMC, UMS, ICE CLASS 3, STRENGTHENED FOR HEAVY CARGO IN HOLDS 3/4/5/6, LOLO VEHICLES GARAGE SPACE POOP DECK	
COMPLEMENT	40P